

## Magnetic Level Gauge PN250 / CL1500

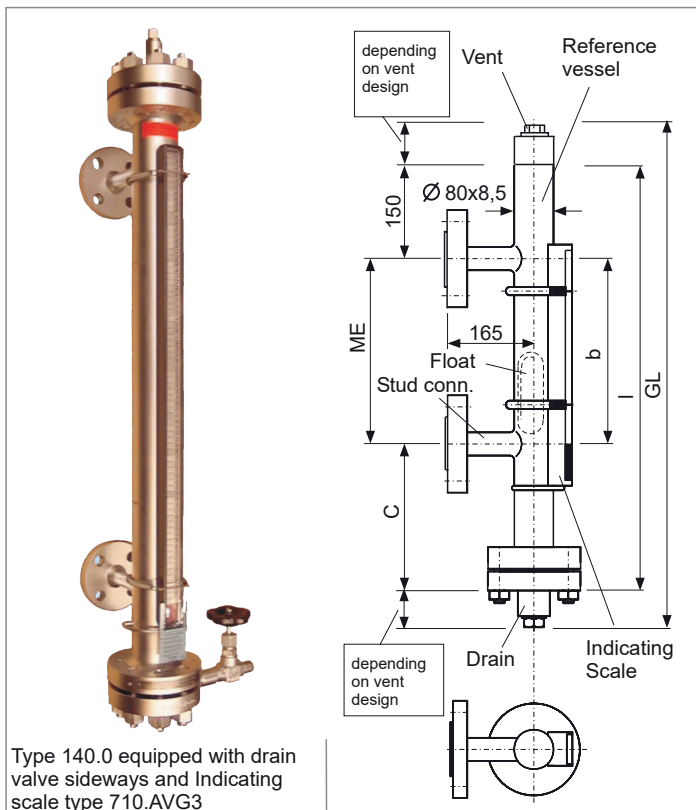
Magnetic indicating bar scale with fine resolution, indirect level indication  
 Indicating elements permanent magnetic with stop pin  
 Fully closed housing with gapless weldings  
 Float magnet field totally circular with strong far field  
 Float defect control with indication in lower display end

Product group **710**

Type **140.0**

Sheet: 1/2 Revision: 7

Date: 04/22



Type 140.0 equipped with drain valve sideways and Indicating scale type 710.AVG3

### Field of Application

The magnetic level gauge is for indicating the level height or interface of liquids in any vessel via bypass. Simultaneously you can use level switches (s. 740.XXXX) or level sensors (s. 745.XXXX) mounted onto the reference vessel tube to signal level limits or measure the level height by remote means.

### General Data

Density: form 0,51 g/cm<sup>3</sup>  
 Precision for Interface or density: from ±0,1 g/cm<sup>3</sup>  
 Measuring range (=ME): to 5000 mm,  
 above split construction,  
 from 3000 mm holding bracket each 1500 mm  
 Measuring error: ±10 mm  
 Viscosity: max 5000 mPas  
 Display type: 710.AVG3  
 Connection: weld end or  
 Flanges DIN and ANSI  
 plug 1/2" NPT/cap  
 Drain/Vent: optional 3/4" NPT, G1/2A, G3/4A,  
 Flange stud DIN and ANSI  
 Valve ND8, optional ND6,  
 and acc. to customer spec.  
 Material tube, stud,  
 flanges, fixtures: SS 1.4571 (eq. 316Ti),  
 optional, Hastelloy, Titanium etc.,  
 DIN + ANSI-materials  
 Float: Titanium  
 Weight: Basic 32,5 kg  
 + 1,508 kg/100mm ME

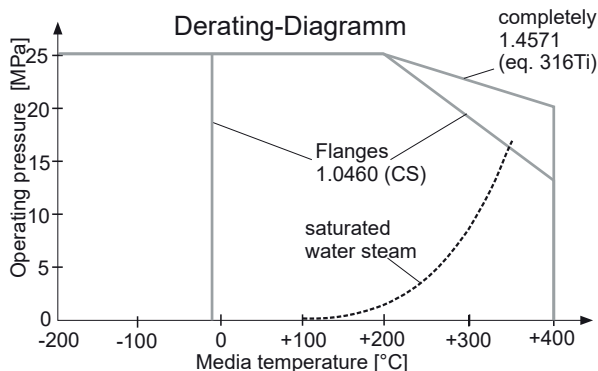
### Design Data

Operating pressure: up to PN250/CL1500  
 (see Derating-Diagram)  
 Temperature Media  
 Reference vessel compl. 1.4571: -200 ... +400 °C  
 flanges 1.0460: -10 ... +400 °C  
 (see Derating-Diagram)  
 Below -10 °C Indicating scale 710.AVG2  
 below -20 °C add frost protection with 710.ISOL  
 In both cases preparation for insulation included

### Certificates

PED 97/23/EG  
 ExNBATEX 2190

Subject to alterations



Ordering no.

710.140.0 - XXX - XXXX - XXXXXXXX

Density, e.g.  
 057=0,57 g/cm<sup>3</sup>

Center to center ME  
 in mm

Connections etc.  
 see data sheet  
 710.VAR

## Phönix Control Kft.

Bolyki Tamás street 44.

Ozd, 3600, Hungary

Tel.: +36-48-572-310

+36-48-572-567

Fax.: +36-48-471-642

E-mail: info@phoenix-brv.hu

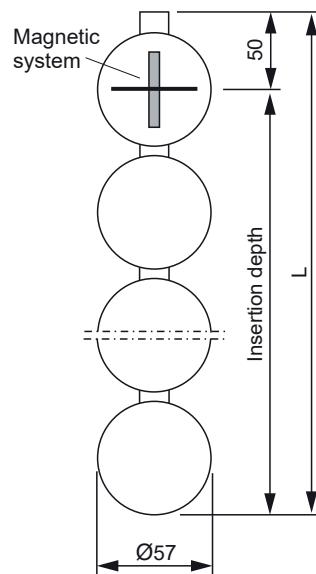
web: www.phoenixcontrol.hu

<b>Details</b>  Float, Vent, Drain and Connection	<b>Product group</b>	<b>710</b>
	<b>Type</b>	<b>140.0</b>
	Sheet: 2/2	Revision: 7
	Date:	04/22

**Float material Titanium, Ø57, PN250 / CL1500**

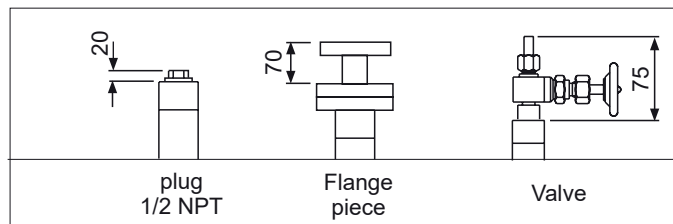
Density [g/cm <sup>3</sup> ]	Measure C [mm]	Total length L [mm]	Weight [g]	Part no.
0,75 ... 1,03	213	180	231	BG101409103
0,65 ... 0,74	335	300	324	BG101409074
0,58 ... 0,64	457	420	417	BG101409064
0,54 ... 0,57	579	540	510	BG101409057
0,51 ... 0,53	823	790	696	BG101409053

Density range corresponds to measuring error ±10 mm

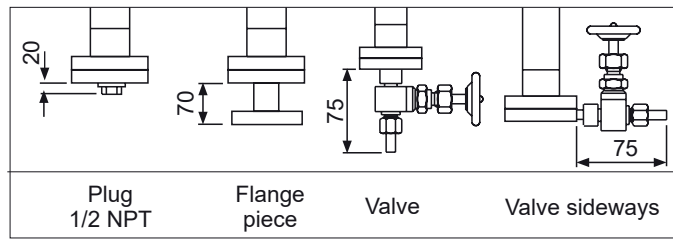


Measures in mm

**Vent**



**Drain**

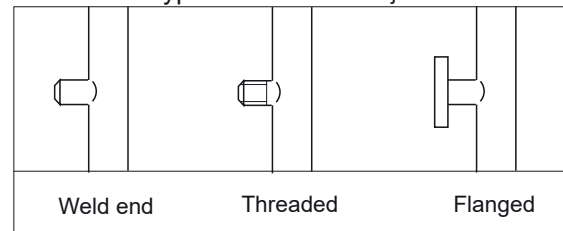


**Design data Float**

Operating pressure: up to PN250 / CL1500 (see Derating Diagram)  
 Test pressure (cold): 32,5 MPa  
 Operating temperature: -200 ... +400 °C (see Derating Diagram)  
 Total length: see Float table

**Connection types**

Subject to alterations



**Ordering no.**

**Accessories:**

Device	Produktgruppe
Magnetic switch	740.XXXX
Level sensor	745.XXXX
Indicating scale	710.AVGX
Frost protection	710.PLEXI
Heating	710.HEAT

**Spare parts:**

Designation	Part no.
Float	s. Float table above
Indicating scale	710.AVGX
Sealing	1010079010NS
Fixing springs	3813000972
Align magnet	BG10XXXXMAKU

There may be any other customer specified connections, materials and special floats.

**Phönix Control Kft.**

Bolyki Tamás street 44.  
 Ozd, 3600, Hungary  
 Tel.: +36-48-572-310  
 +36-48-572-567  
 Fax: +36-48-471-642  
 E-mail: info@phoenix-brv.hu  
 web: www.phoenixcontrol.hu